

# Wireshark Developer and User Conference

## Using NetFlow to Analyze Your Network

June 15<sup>th</sup>, 2011

**Christopher J. White**

Manager Applications and Analytics, Cascade

Riverbed Technology

[cwhite@riverbed.com](mailto:cwhite@riverbed.com)

**SHARKFEST '11**

Stanford University

June 13-16, 2011

# NetFlow Data Collection

Collecting flow reports from devices throughout the network to provide flow-level visibility into network behavior and how traffic is delivered end-to-end across the network.

# NetFlow Data Collection

- Overview
  - Flow Definition
  - Observation Points
  - Flow Records and Export
  - Flow Collection
  - Deduplication and Time Slices

# Flows

## ■ ***What is a Flow?***

- A **Flow** is a set of IP packets in the network that all share a common set of key attributes
- A typical flow is based on the 5-tuple:  
 $\langle SrcIP, DstIP, Protocol, SrcPort, DstPort \rangle$
- In general, a flow is *unidirectional*, e.g. describing only half of a TCP connection
- A flow may be defined only a subset of available attributes, such as just  
 $\langle SrcIP, DstIP \rangle$

# Flows

- Flows are tracked at **Observation Points**
- The same logical flow may be observed at multiple different observation points
  - Different devices as the flow traverses the network
  - Within the same device, ingress and egress
- The same flow may (and probably *will*) yield different counts at each observation point

# Flows

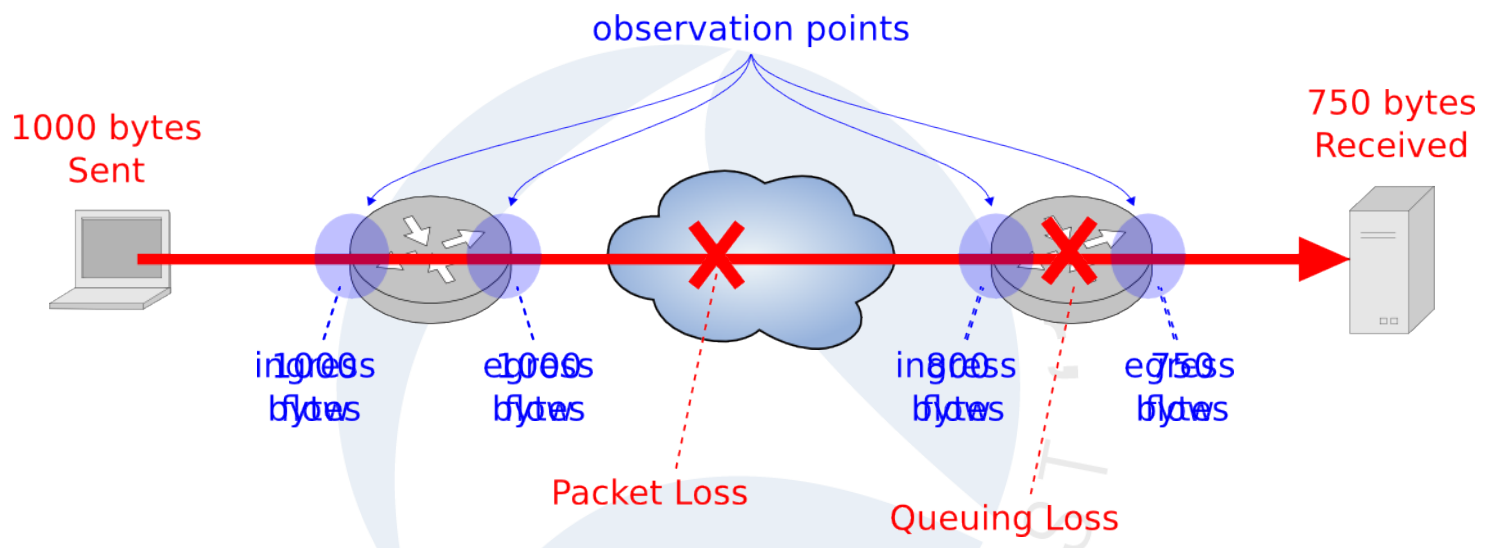
## ■ Ingress Flow

- Flow is incoming to the device at the observation point
- Bytes / Packets received at the ingress interface prior to processing

## ■ Egress Flow

- Flow is leaving the device at the observation point
- Bytes / Packets transmitted at the egress interface after processing

# Flows

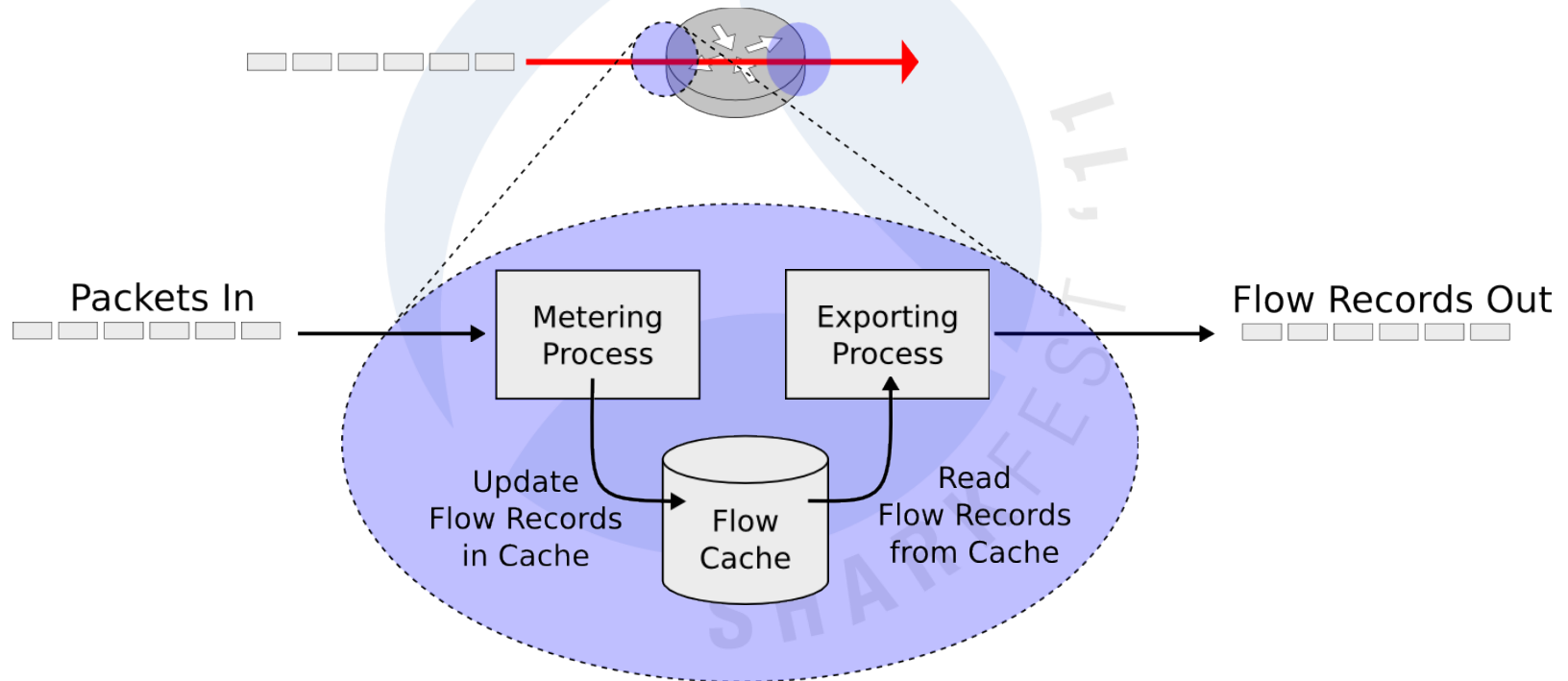


# Flow Records and Export

- **Flow Key** - set of attributes that distinguish one flow from another
  - Most common key is the 5-tuple:  
*<SrcIP, DstIP, Protocol, SrcPort, DstPort>*
  - Key is usually fully configurable based on standard IP Packet Fields
- **Flow Record** – collection of information gathered about a flow at an observation point
  - Flow Key values
  - Bytes / Packets observed
  - Ingress / Egress interface
  - QoS tags

# Flow Records and Export

- **Metering** – the process of generating flow records based on packets at an observation point
- **Exporting** – sending flow records to one or more collectors for further processing



# Flow Records and Export

## Typical NetFlow v5 Flow Record

<b>Exporter Address</b>	10.99.1.1
<b>IP Source</b>	10.1.1.121
<b>IP Dest</b>	74.125.67.100
<b>Protocol</b>	TCP
<b>TCP Source Port</b>	16341
<b>TCP Dest Port</b>	80
<b>Bytes</b>	34,778
<b>Packets</b>	29
<b>TCP Flags</b>	SAPF
<b>Ingress Interface</b>	1
<b>Egress Interface</b>	2
<b>QoS</b>	Default
<b>First Packet Timestamp</b>	Oct 21, 8:24.12.321
<b>Last Packet Timestamp</b>	Oct 21, 8:24 14.929

# Flow Records and Export

- ***When are Flow Records Exported?***
  - **Flow Terminated**
    - TCP connection terminated due to FIN / RST
  - **Inactive Flow Timeout**
    - the flow has been inactive for 15s
  - **Active Flow Timeout**
    - the flow has been active for 60s
  - **Forced Flow Discard**
    - flow cache is full and a new flow must be allocated
    - LRU / Random

# Flow Records and Export

- ***Is it possible to have multiple flow record exports for the same flow?***

*(from the same observation point)*

- **Yes** – long lived flows, forced discard, etc.
- Each exported Flow Record is an *update* to the flow
  - **Flow Key** is *identical* in each update
  - **Flow Record** *changes*, eg. bytes / packets counters are deltas seen since the last export for this flow

# Flow Records and Export

- ***What is the mechanism for exporting flow?***
  - Flow Records are exported via IP to a configured **Flow Collector** IP Address / Port
    - UDP for NetFlow v5/v9
    - UDP/TCP/SCTP for IPFIX
  - Flow Export is a continual process for as long as the device is up and receiving packets

# Flow Records and Export

- Flow Export is a continual process...

Start	End	SrcAddr	DstAddr	Proto	SrcPort	DstPort	Packets	Bytes	Flags
8:00:15.234	8:01:14.782	10.1.1.1	192.168.1.2	6	80	28456	40	72,554	SAPF
8:01:03.119	8:01:14.790	192.168.44.1	74.125.224.48	6	33152	80	52	14,032	SA
8:00:15.345	8:01:14.921	192.168.1.2	10.1.1.1	6	28456	80	220	112,005	SAR
8:01:15.448	8:01:15.448	192.168.14.1	10.4.1.2	17	58440	53	1	76	
8:01:15.552	8:01:15.552	10.4.1.2	192.168.14.1	17	53	58440	1	520	
8:00:19.445	8:01:15.634	10.1.1.1	10.1.2.4	1	0	8	50	6,104	
...	...	...	...	...	...	...	...	...	
8:01:19.021	8:02:16.789	192.168.1.2	10.1.1.1	6	28456	80	220	112,005	AF
8:02:15.313	8:01:16.899	10.1.122.4	204.14.234.33	6	47125	80	10	620	S

# Flow Records and Export

- Flow Export is a continual process...

Start	End	SrcAddr	DstAddr	Proto	SrcPort	DstPort	Packets	Bytes	Flags
8:00:15.234	8:01:14.782	10.1.1.1	192.168.1.2	6	80	28456	40	72,554	SAPF
8:01:03.119	8:01:14.790	192.168.44.1	74.125.224.48	6	33152	80	52	14,032	SA
8:00:15.345	8:01:14.921	192.168.1.2	10.1.1.1	6	28456	80	220	112,005	SAR
8:01:15.448	8:01:15.448	192.168.14.1	10.4.1.2	17	58440	53	1	76	
8:01:15.552	8:01:15.552	10.4.1.2	192.168.14.1	17	53	58440	1	520	
8:00:19.445	8:01:15.634	10.1.1.1	10.1.2.4	1	0	8	50	6,104	
...	...	...	...	...	...	...	...	...	
8:01:19.021	8:02:16.789	192.168.1.2	10.1.1.1	6	28456	80	220	112,005	AF
8:02:15.313	8:01:16.899	10.1.122.4	204.14.234.33	6	47125	80	10	620	S

# Flow Records and Export

- Flow Export is a continual process...

Start	End	SrcAddr	DstAddr	Proto	SrcPort	DstPort	Packets	Bytes	Flags
8:00:15.234	8:01:14.782	10.1.1.1	192.168.1.2	6	80	28456	40	72,554	SAPF
8:01:03.119	8:01:14.790	192.168.44.1	74.125.224.48	6	33152	80	52	14,032	SA
8:00:15.345	8:01:14.921	192.168.1.2	10.1.1.1	6	28456	80	220	112,005	SAR
8:01:15.448	8:01:15.448	192.168.14.1	10.4.1.2	17	58440	53	1	76	
8:01:15.552	8:01:15.552	10.4.1.2	192.168.14.1	17	53	58440	1	520	
8:00:19.445	8:01:15.634	10.1.1.1	10.1.2.4	1	0	8	50	6,104	
...	...	...	...	...	...	...	...	...	
8:01:19.021	8:02:16.789	192.168.1.2	10.1.1.1	6	28456	80	220	112,005	AF
8:02:15.313	8:01:16.899	10.1.122.4	204.14.234.33	6	47125	80	10	620	S

# Flow Records and Export

- ***What devices export flow?***
  - ***Most devices already in your network:***
    - Routers
    - Switches
    - Riverbed Steelheads
    - Probes (Cascade Sensor, Packeteer..)

# Types of Flow

- **NetFlow v5**

- Widely in use, supported by multiple vendors
- Fixed content flow record with basic counters and flow information

- **NetFlow v9**

- Drastic increase in available fields
- Templates allow customization of data collected
- Official support for ingress and egress flows

- **IPFIX (NetFlow v10)**

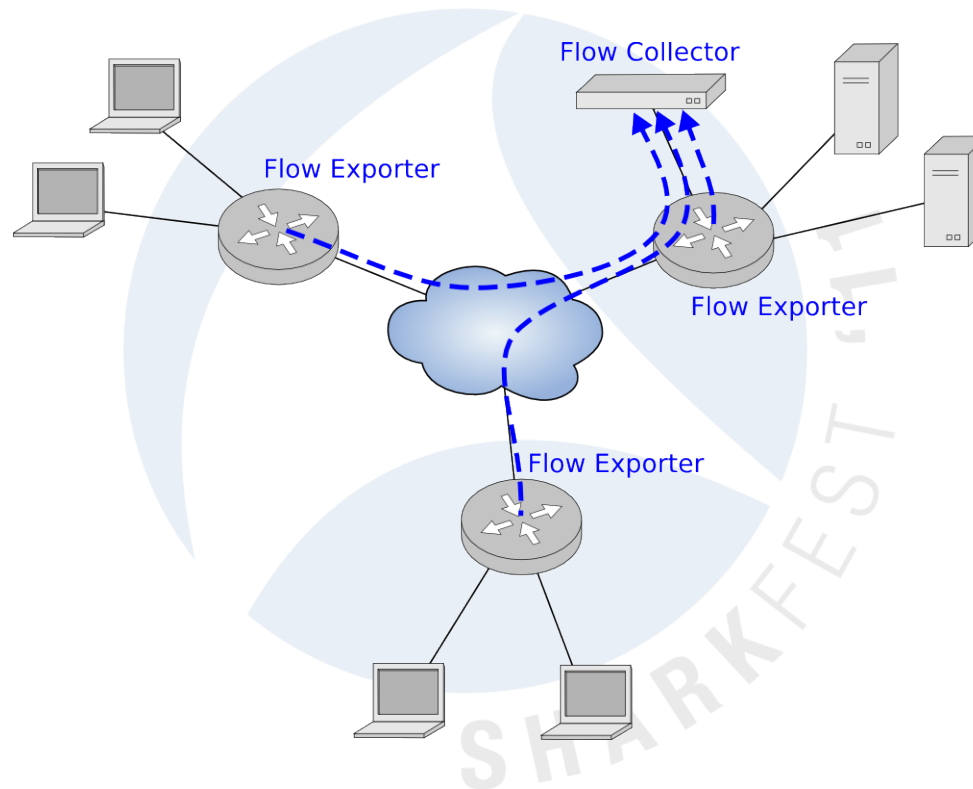
- IETF Working Group standard based on v9

# Types of Flow

- **J-Flow / Packeteer**
  - NetFlow like variants
- **S-Flow**
  - Sampled
- **Cascade Sensor Flow**
  - L7 Application tag
  - Performance Metrics
    - Network RTT / Response Time
    - TCP Retransmissions
  - packets

# Flow Collection

- **Flow Collector** – a device receiving flow records from one or more flow exporters



# Flow Collection

- The Flow Collector typically serves three primary functions:
  - **Logging** – storing flow records on disk, with post-processing, may yield months to years of archival storage
  - **Reporting** – processing logged flow records to generate reports on network behavior in multiple dimensions
  - **Alerting** – real-time analysis of network behavior and alerting based on comparisons to thresholds and baselines

# Flow Collection

- ***What about collecting multiple flow records for the same flow... but from different sources?***
- Yes... each device that is exporting netflow will send a unique record for the flow
- Collating records allows end-to-end analysis:
  - *What routers are involved when a client in San Francisco connects directly to the database server?*
  - *How did the byte counts change?*
  - *Was the QoS consistent across the network?*

# Flows vs. Packets

- Three Primary Comparisons
  - Types of queries supported
  - Data storage
  - Visibility

# Flows vs. Packets

- Supported queries

Query Type	Packets	Flow
TCP inter-packet timing analysis	✓	
TCP window size problems	✓	
SQL transaction times	✓	
Top host-pairs	✓	✓
Clients connecting to external server	✓	✓
Number of connections on Router1:En1/0	✓	✓
Link congestion investigation (hosts involved, ports in use, when the congestion started)	✓	✓

# Flows vs. Packets

## ■ Filter Criteria

Hosts  
Server  
Client  
Client Port  
Server Port  
Application  
Interface  
Device  
QoS

## ■ Output Key

Hosts  
Host Pairs  
Host Pairs with Server Port  
TCP Connection  
Interface  
Device  
Server Port  
Interface  
Interface / QoS  
Device  
Application  
Server / Application  
Server / Server Port

## ■ Data Columns

Bytes  
Packets  
Connections  
TCP Flags  
Inbound Bytes (Interface)  
Outbound Bytes (Interface)  
Tx Bytes (Cli → Srv)  
Rx Bytes (Srv → Cli)  
Connection Duration  
% Utilization (Interface)  
TCP Retransmissions  
Network RTT  
Server Delay

# Flows vs. Packets

- Data rates and storage

	Packets	Flow
Network load for 100Mb link	100 Mb/s	2Mb/s
Data Retention for 1TB Disk	1 day	2 months
Query over last hour	Scan 50GB data	Scan 1GB data

# Flows vs. Packets

## ■ Visibility

### ■ Packets

- Install one or more probes at each physical location
- Configure SPAN or install a Tap at each observation point
- Wire up probes for each observation point

### ■ NetFlow

- Install one collector in the data center
- Configure NetFlow export at each observation point
  - Point export a the single collector

# Flows to Packets

- Analysis with Flows
  - Historical reporting
  - Trending / Alerting
  - Network Problems
    - Faster queries
    - Broader visibility
    - Identify the actors involved (hosts, ports, devices)
  - Narrow the focus before diving in with Packets
    - Many problems can be fully diagnosed with flow-only

# Thank you

